

2018 FISCAL YEAR BUDGET PUBLIC HEARING

NOVEMBER 8, 2017



Budget Purpose

**Provide Resources
to Meet Legal,
Mandated &
Statutory
Obligations**

- Elections
- Snow Removal
- Law Enforcement
- Fire Inspections
- Property Assessment
- Building Inspections

**Matching Resources
to Community
Needs & Goals
Policy Document**

- Recreation Programs
- Economic Development
- Financial Planning
- Urban Forestry
- Crossing Guards
- Website, GIS, IT

Our Strategic Plan, 2015-2019

2018
Strategic
Priorities in
Budget
Report



Our Budget Process

- June-early August: Drafting & review of 2018-2022 Capital Improvement Plan (CIP)
- July-Sept: Proposed operations budgets from departments & internal reviews
- Village Board work session (October 2)
 - Review of proposed budget and key changes
 - Final review and authorization to proceed to public hearing (October 11)

GFOA Budget Award

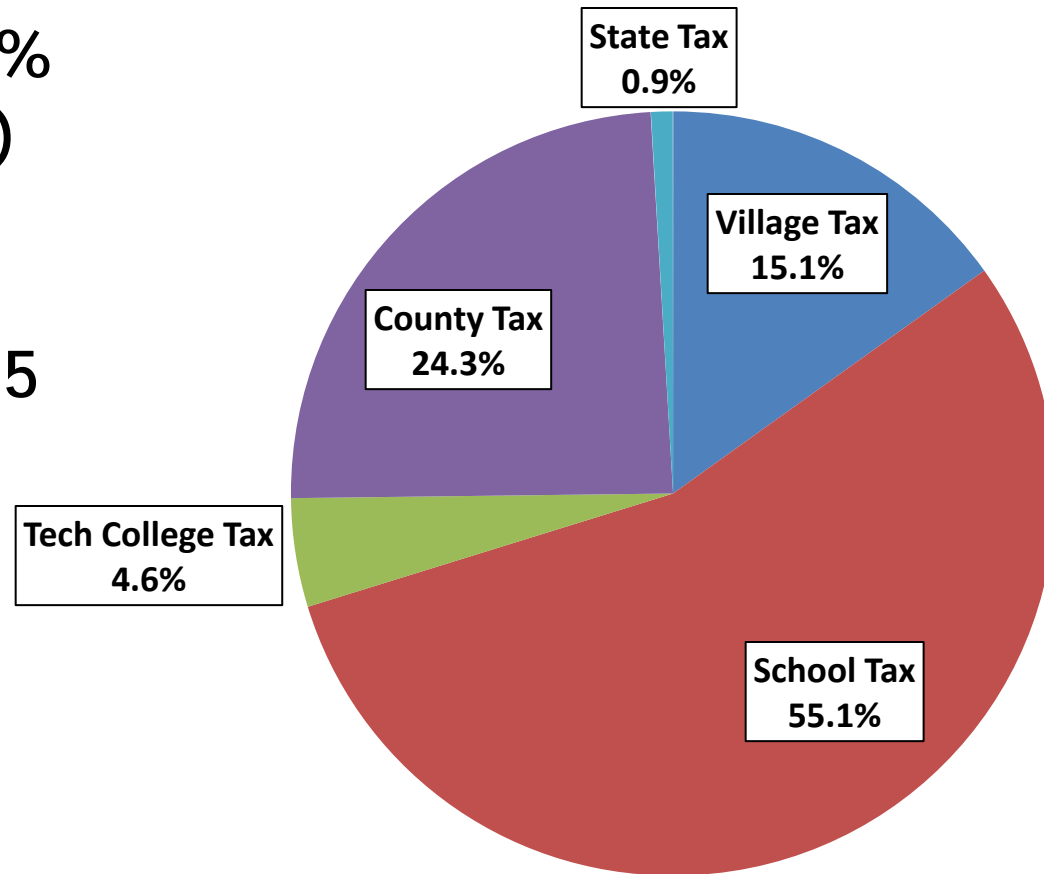
- Awarded Government Finance Officers Association (GFOA) Distinguished Budget Presentation Award
- For 2016 & 2017 Budget Report



Understanding the Tax Bill

2016 Tax Rate %
(2017 Budget)

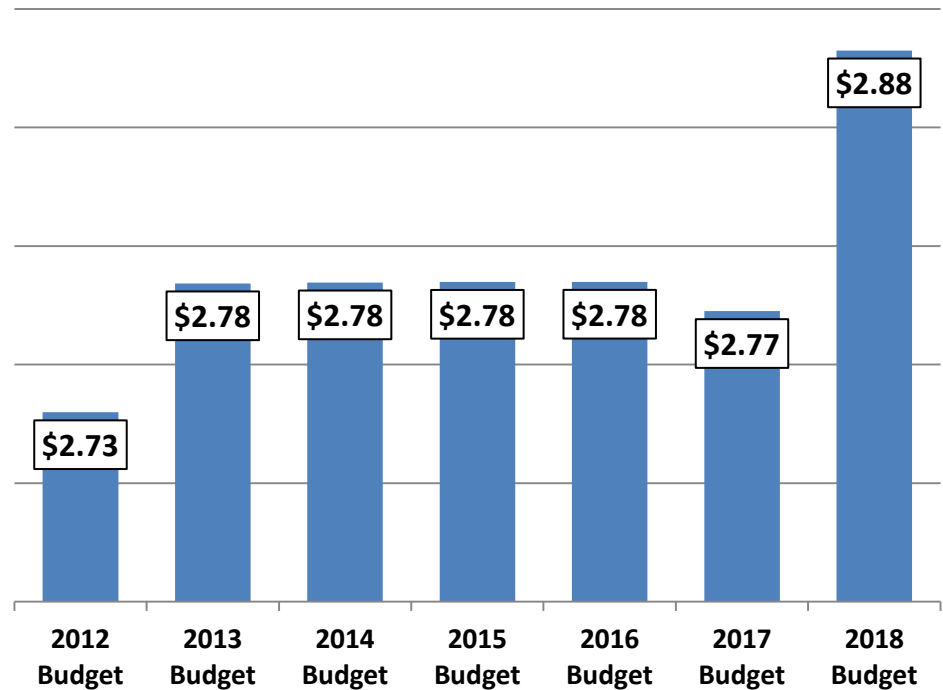
\$200,000
Property = \$555



Tax Rate Comparisons/History

Municipality	2016 Tax Rates (2017 Budget Year)
Village of Bellevue	\$2.77
Town of Lawrence	\$2.83
Town of Ledgeview	\$3.39
Village of Howard	\$3.73
Village of Hobart	\$4.42
Village of Suamico	\$4.48
Village of Ashwaubenon	\$6.12
City of De Pere	\$6.74
Village of Wrightstown	\$7.00
Village of Allouez	\$7.22
City of Green Bay	\$8.85

Village Tax Rate History

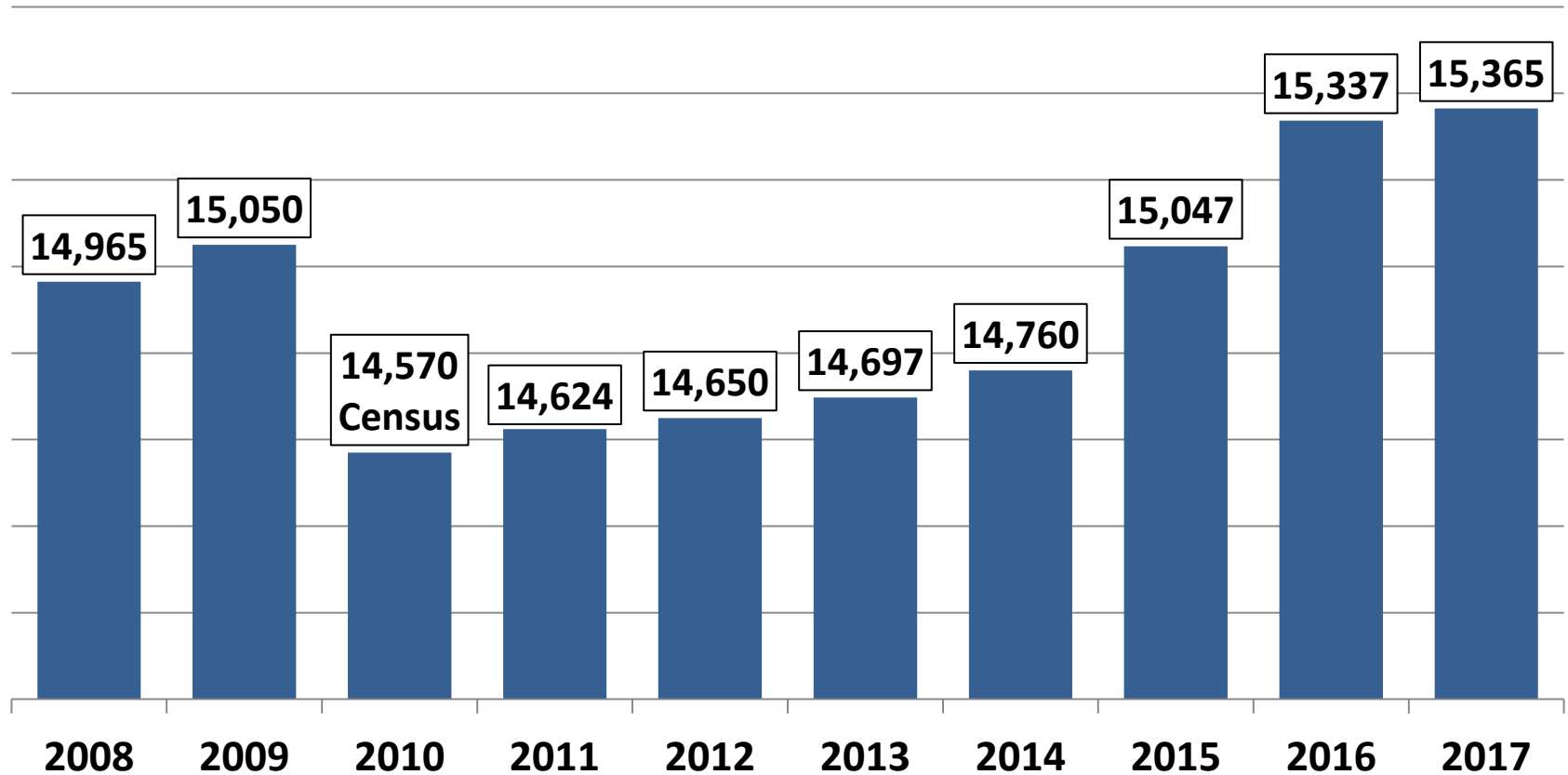




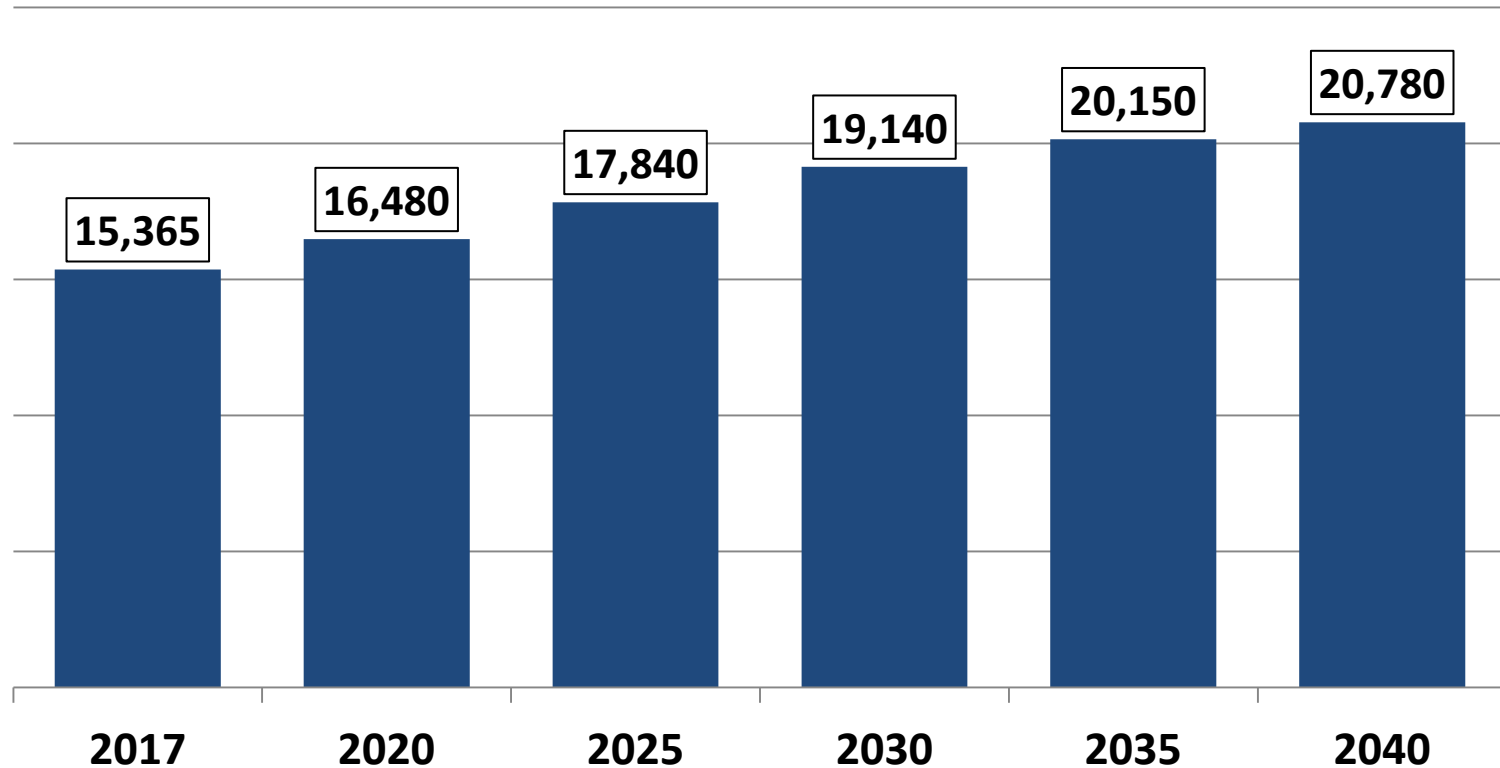
Our Village

Key Statistics & Highlights

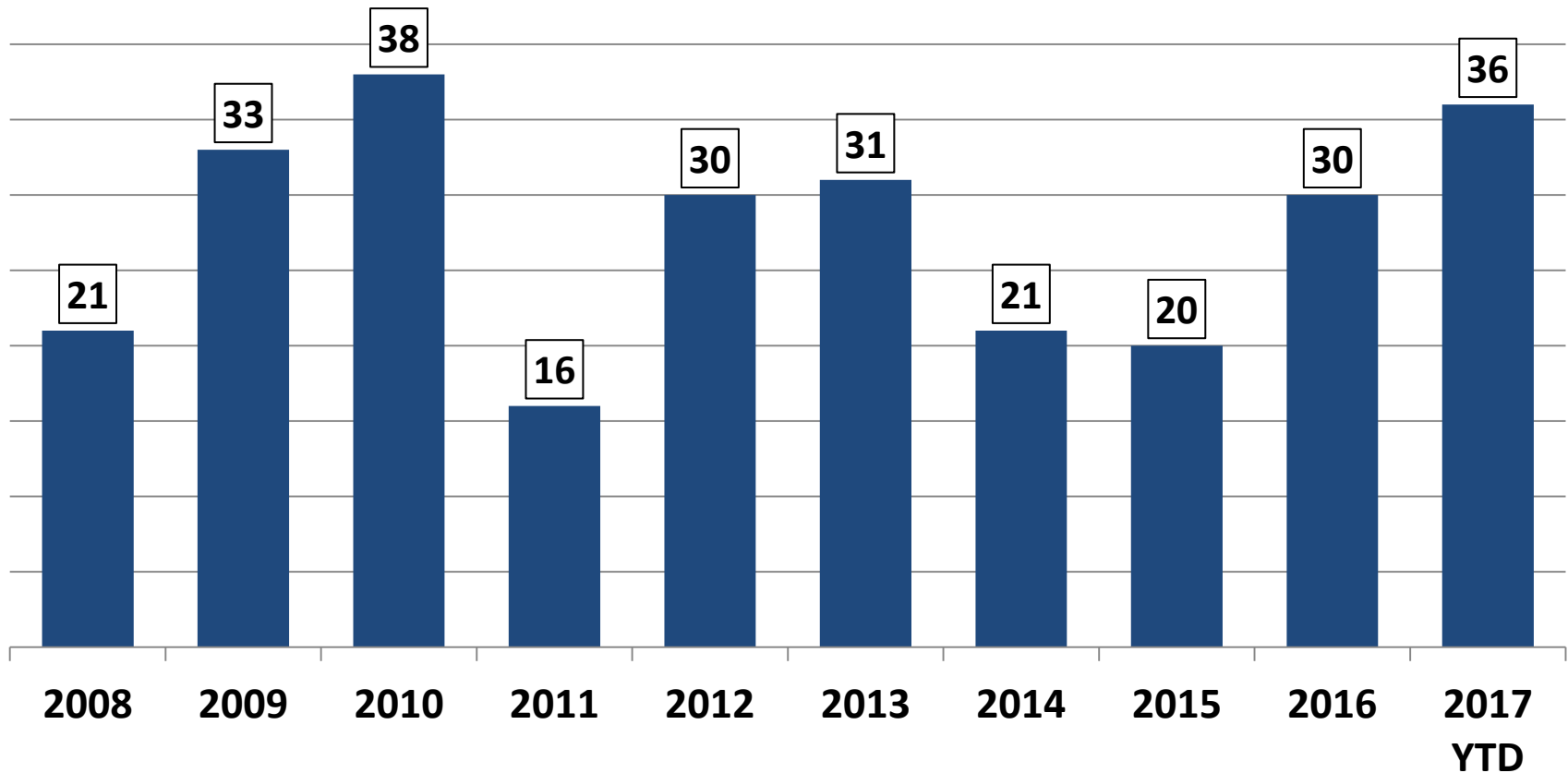
Our Population



Our Population - Projections



Single Family Home Permits



Our Assessed Value (Tax Base)

Budget Year	Value	% Change	# Change
2013	\$1,162,002,200	0.5%	\$5,763,500
2014	\$1,172,781,100	0.9%	\$10,778,900
2015	\$1,186,229,576	1.1%	\$13,448,476
2016	\$1,191,717,900	0.5%	\$5,488,324
2017	\$1,204,071,700	1.0%	\$12,353,800
2018	\$1,217,697,600*	1.1%	\$13,625,900

NOTE: *Final Value as Reported from WDOR. Slightly higher than figure in Proposed Budget.

Amounts do not include increased values in TID #1 or TID #2.



New Construction/Major Alterations Completed in 2017

- ❑ Pomp's Tire Warehouse Expansion
- ❑ KI Expansion
- ❑ Baycare Clinic (Development Drive)
- ❑ Arby's Restaurant
- ❑ Monroe Road Strip Center
 - Mr. Brews Taphouse, Phin Sushi
- ❑ Globe University building for Big Ox Energy (Ncorp Services)
- ❑ Viking Electric Expansion

Submitted/Approved in 2017 (Scheduled for 2018 Completion)

- ❑ Cedar Office Building (corner Allouez Ave./Bellevue St.)
- ❑ Dorsch Ford Collision Center and Dealership Expansion
- ❑ Bellevue St. Storage Buildings and Office
- ❑ Expansions:
 - Aegis Office Building Expansion (Allouez Ave.)
 - Carnivore Meats Expansion
- ❑ Huron Grove Subdivision
 - 36 Single Family Lots
- ❑ TID #1
 - Further commercial development and associated infrastructure
- ❑ TID #2
 - Nottingham Place Luxury Apartments (64 units)
 - Somerset Fields Subdivision (42 single family lots)





Our 2018 Budget

Key Projects, Changes & Highlights

Our Budget Fund Structure

Governmental Funds

Internal Service Funds

Enterprise Funds

**General
Fund**

Sanitation
Fund

Debt
Service
Fund

Capital
Projects
Fund

Other
Capital
Projects
Fund

TID #1 &
#2 Funds

Special
Revenue
Fund
(Trees,
Impact
Fees)

Vehicle
Ops &
Maint.
(VOM)
Fund

Water
Utility

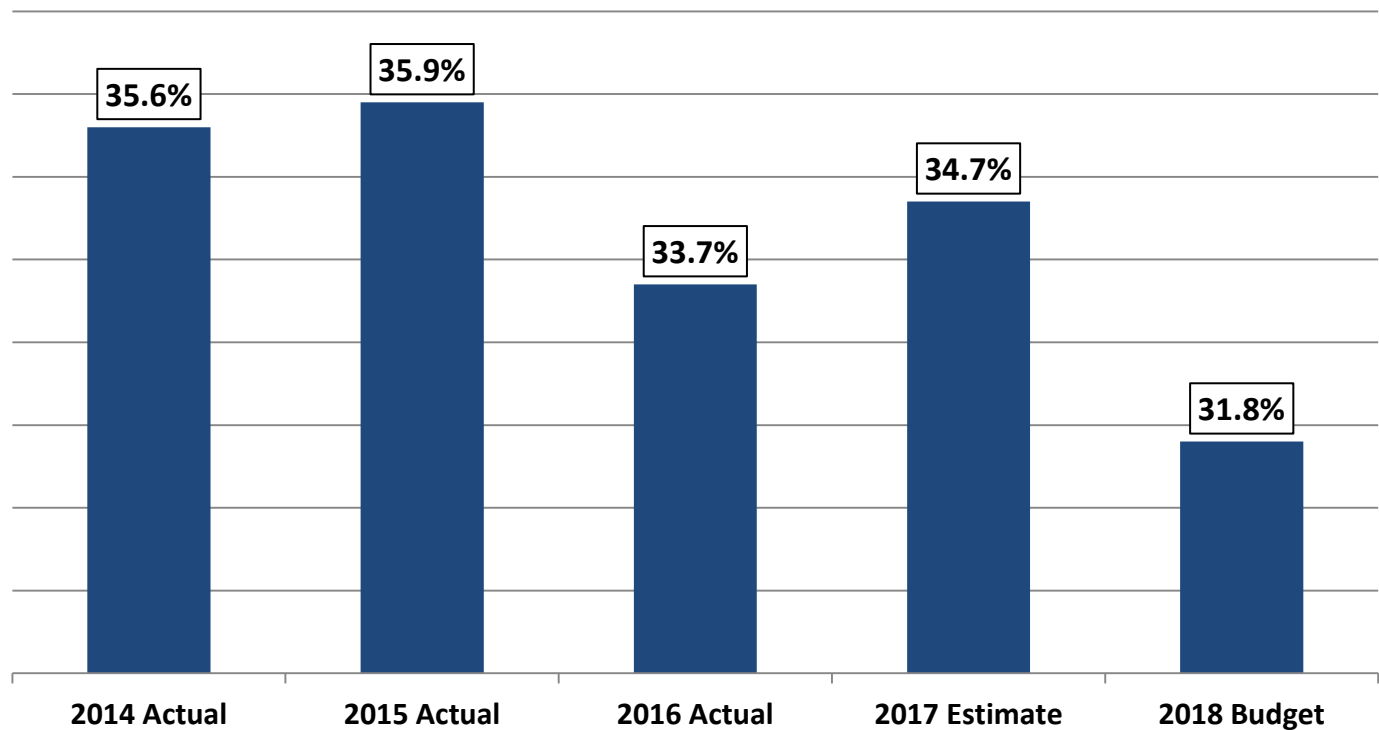
Sanitary
Sewer
Utility

Storm
Water
Mgmt.
Utility

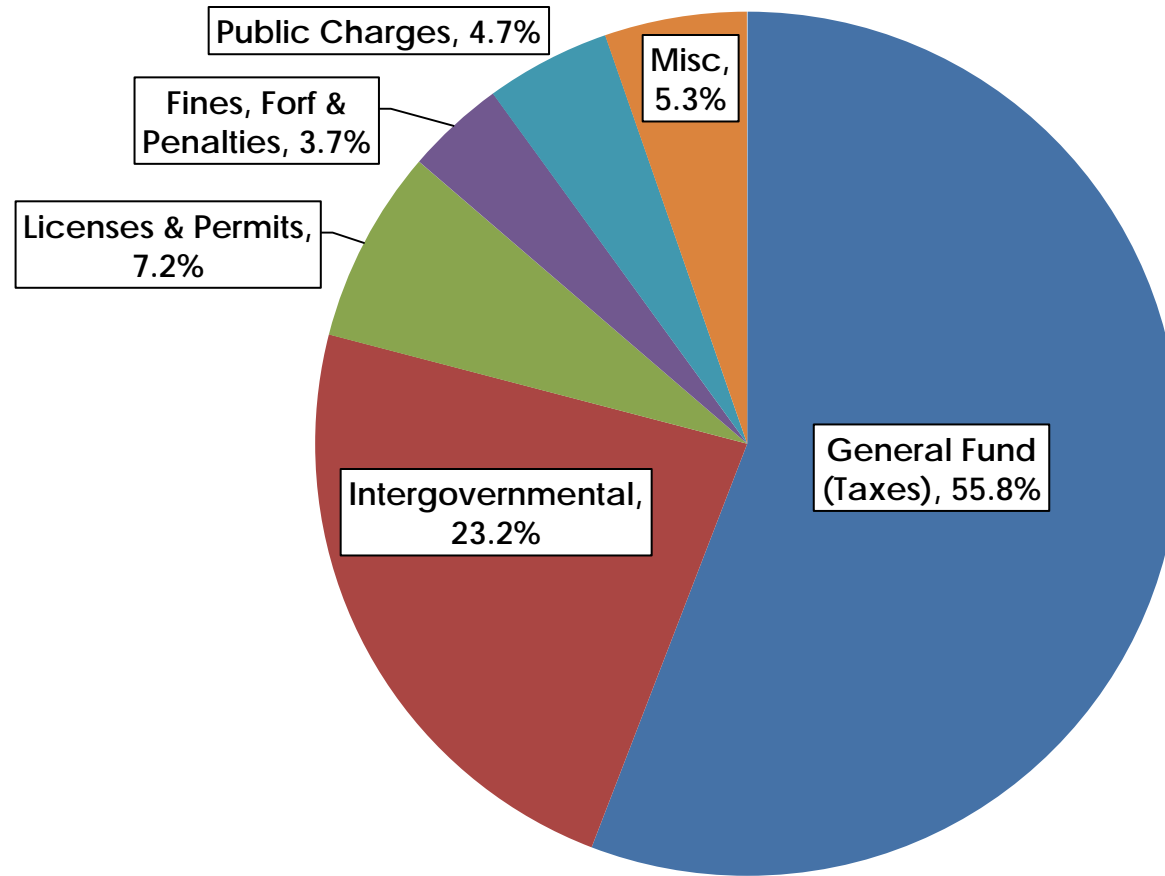
Village Fund Balance

Unassigned
General
Fund
Balance at
Year-End

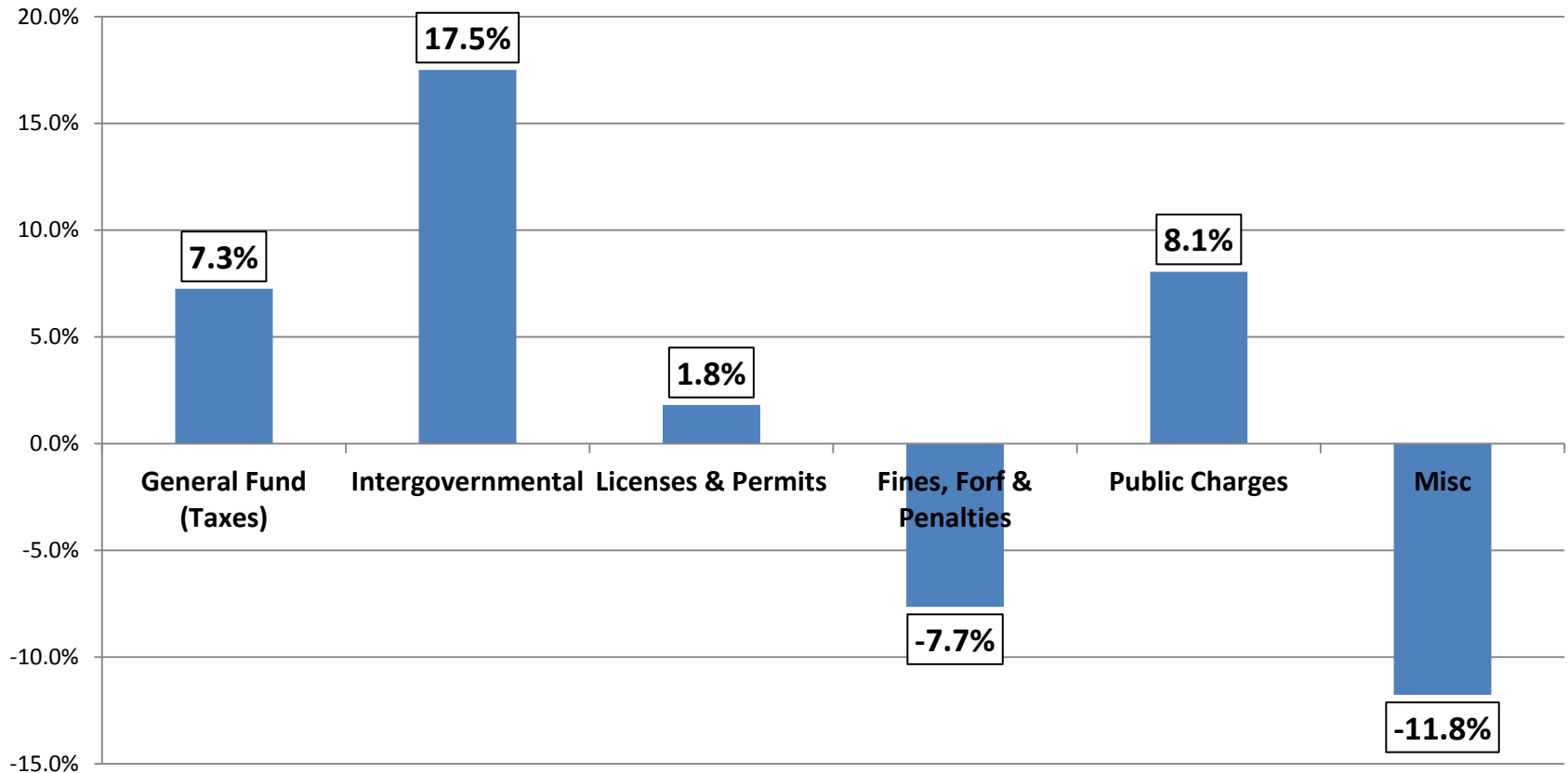
25%
minimum
required per
Policy



General Fund Revenues, 2018



Revenues % Change 2017-2018

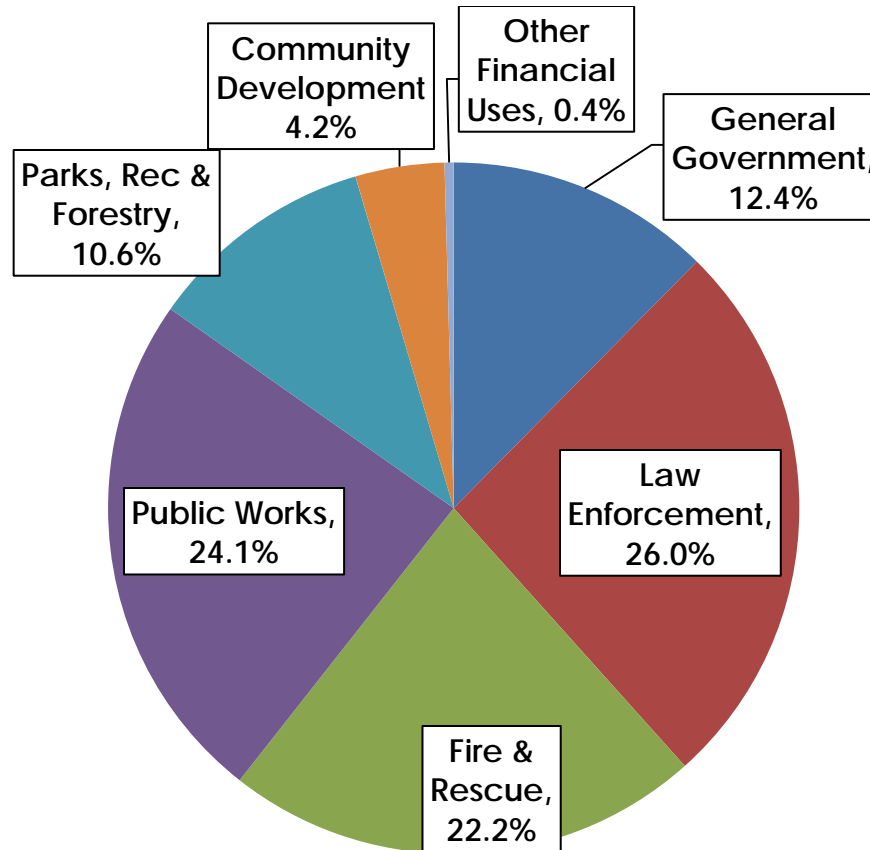


2018 Highlights (Revenues)

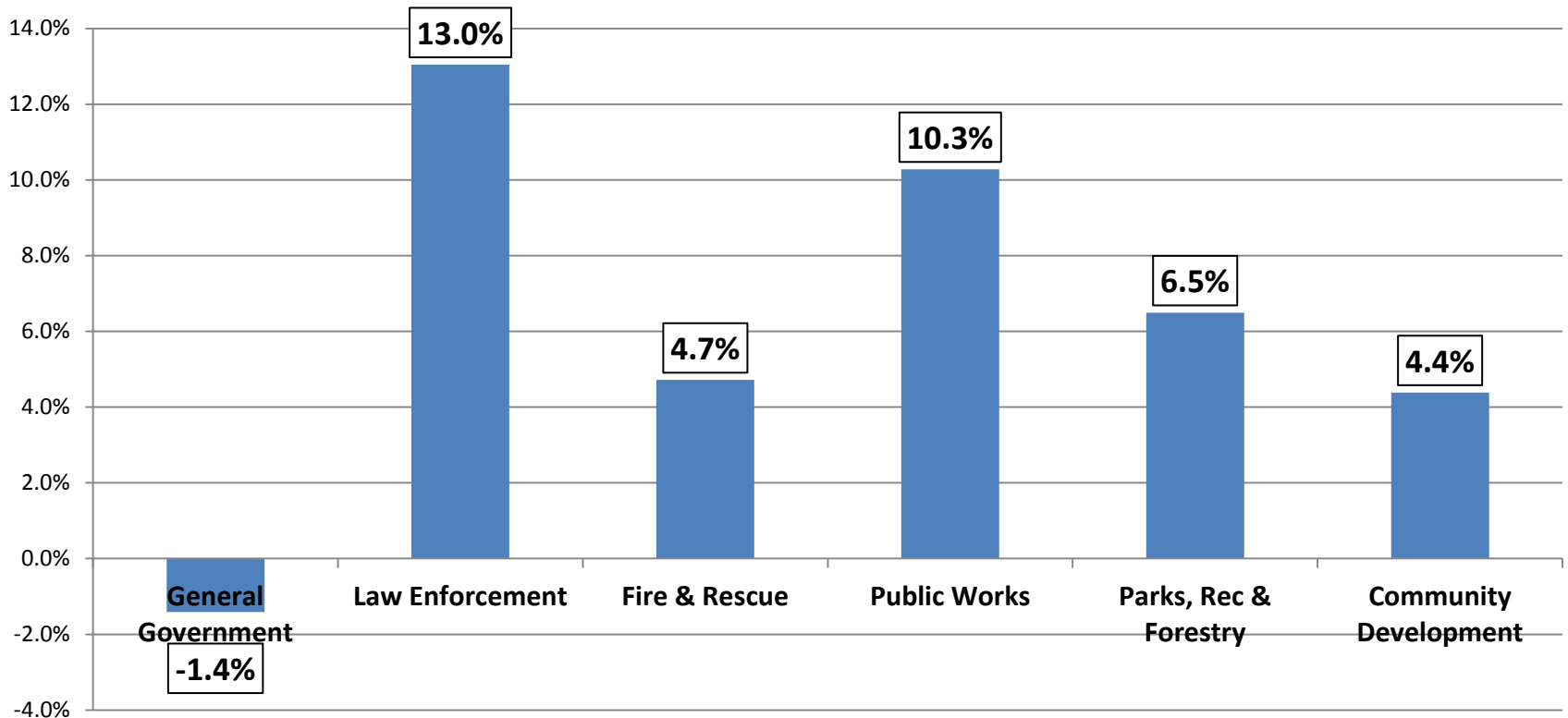
- Total Increase for all Revenues of 7.2%
 - \$178,223 increase in General Property Taxes
- Intergovernmental Revenues
 - \$70,879 Revenue increase in GTA
 - Significant transit revenues increases, off-set by expenses
- Revenue Decreases
 - Fines, Forfeitures & Penalties (-7.7%)
 - Miscellaneous (-11.8%)



General Fund Expenditures, 2018



Expenditures % Change 2017-2018



Village Personnel Highlights

- Several new employee hires and organizational changes in 2017; supported by 2018 Budget
 - Primarily in Public Works, Fire & Rescue
- Employee health insurance
 - 13.1% increase after deductible increase
- Position Changes:
 - No new full or part-time positions added

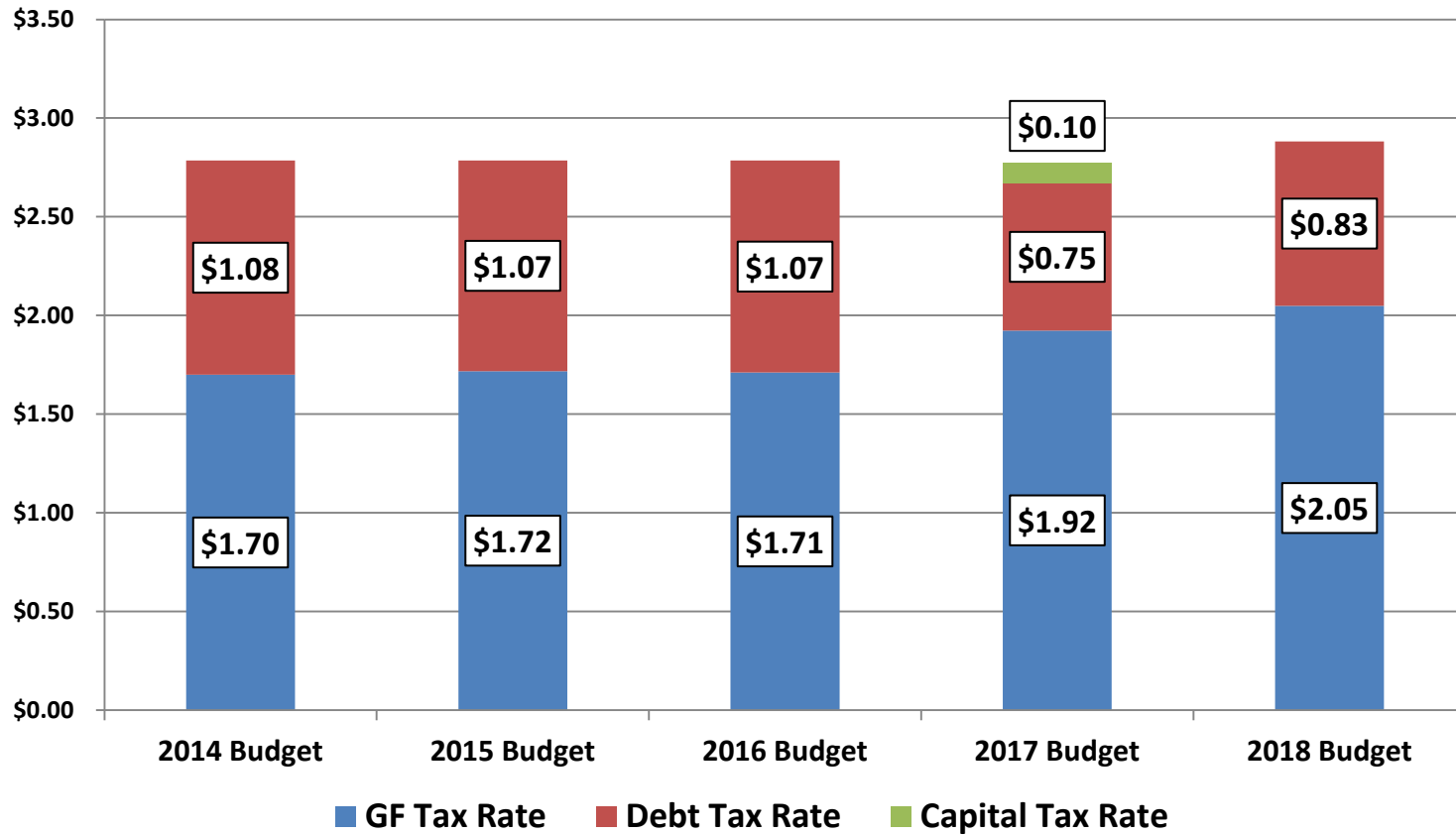
2018 Highlights (Expenditures)

- -1.4% Decrease General Government
 - Decreases in Municipal Court & Legal; Election & limited IT increases
- 6.5% Increase in Parks, Recreation & Forestry
 - Notable increase to Village's forestry program to combat EAB
- 13.0% Increase Law Enforcement
 - Meeting existing contractual obligations
 - Additional full-time patrol officer and supporting equipment/supplies (\$142,000)

2018 Highlights (Expenditures)

- 10.3% Increases in Public Works
 - Decreases in VOM contributions and road maintenance
 - Funding necessary staffing adjustments made in 2017
 - Significant increase in Green Bay Metro Transit expenses with implementation of new east-side hub and expansions in Village (approx. \$50,000)

Historical & Presented Tax Rate

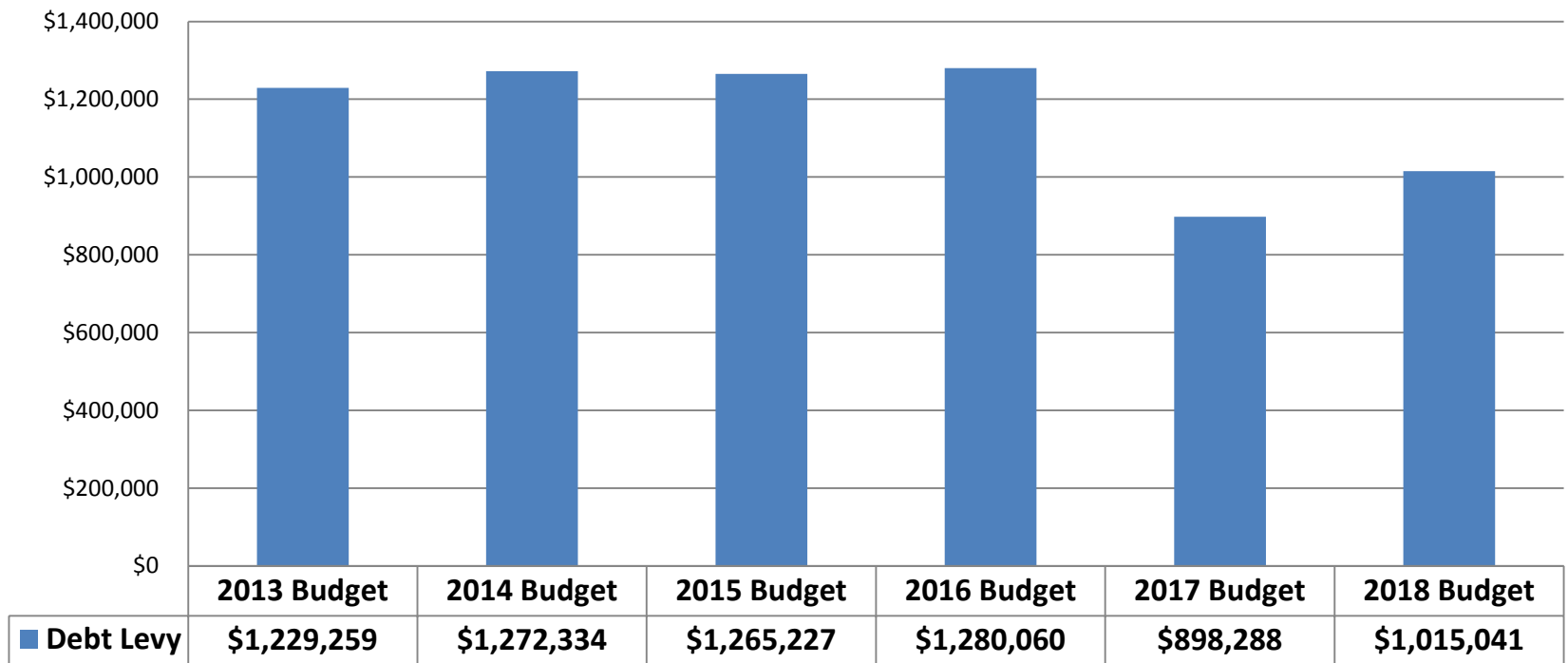


2018 =
\$2.88 per
\$1,000 of
Assessed
Value



Our Debt

- Debt Capacity May Not to Exceed 5% of Equalized Value
 - Village at 34.9% of Available Limit



Our Debt

- Debt obligations increased \$116,750
 - After applying \$123,335 of Capital Projects Levy
 - After applying \$46,455 of remaining Stadium Sales Tax
- Next debt issuance planned for 2019

2018 Proposed Levy*

	2017 Budget	2018 Budget	\$ Change 2017-2018	% Change 2017-2018
GF Levy	\$2,316,692	\$2,494,915	\$178,223	7.7%
Capital Project Levy	\$123,335	\$0	(\$123,335)	-100.0%
Debt Levy	\$898,288	\$1,015,041	\$116,753	13.0%
Total Levy	\$3,338,315	\$3,509,956	\$171,641	5.1%
Assessed Value	\$1,204,071,700	\$1,217,697,600	\$13,625,900	1.1%
GF Tax Rate	\$1.92	\$2.05	\$0.12	6.5%
Capital Tax Rate	\$0.10	\$0.00	(\$0.10)	-100.0%
Debt Tax Rate	\$0.75	\$0.83	\$0.09	11.7%
Total Tax Rate	\$2.77	\$2.88	\$0.11	4.0%
\$200K Home	\$554.50	\$576.49	\$21.99	4.0%

*Using updated Final Assessed Value.





Our Capital Projects

Key Projects & Highlights

2018 Capital Projects

❑ Buildings & Grounds

- Fire Station #2, apparatus bay heating repairs (in operating budget)

❑ Information Technology

- Global Positioning System (GPS) replacement

❑ Parks, Recreation & Forestry

- Impact Fee funded projects:
 - Bedford Heights park development, engineering & design
 - DeBroux Park entrance sign

❑ Public Safety

- Turnout gear replacements

2018 Capital Projects

❑ Public Works

- Engineering & Design projects:
 - Hazen Road sidewalks (2019 construction)
 - Guns Street sidewalks, north of Verlin Rd. (2019 construction)
 - Road resurfacing program, various roads (2019 construction)
 - Manitowoc Road, on-going (2021 construction)

❑ TID #1 & TID #2

- Based on private development progress, infrastructure projects within both TIDs



2018 Capital Projects

- ❑ Utilities (water, sewer, storm)
 - Watermain replacement, Verlin (Lime Kiln-Sterling Ct.)
 - Continued water meter replacements
 - Huron/Willow Road, sanitary relocation & watermain extension
 - Bower Creek streambank stabilization project
 - Engineering & Design projects:
 - Hazen Rd. sanitary sealing (construction in 2019)
 - Guns St. sanitary replacement (construction in 2019)
- ❑ Vehicle Operations & Maintenance (VOM)
 - Sport field line painter, grapple attachment for loader

2018 Academy

- First Class starts March 8
- Six sessions
- Graduation recognition by Village Board
- FREE
- Sign up On-line



Requested Motion After PH

- Motion to approve Resolution V-26-17 adopting the 2018 Budget as presented.
 - OR with changes to include....

- The final decision on the tax levy MUST be made at this meeting.

Public Hearing

Future Questions:

Angela Gorall, Village Administrator

agorall@villageofbellevue.org

468-5225

